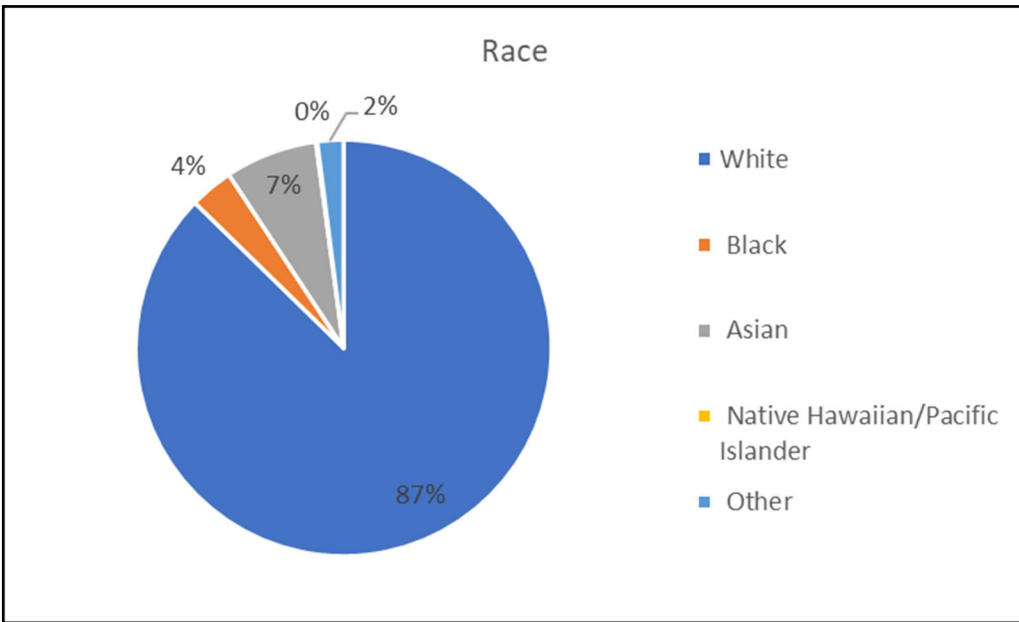


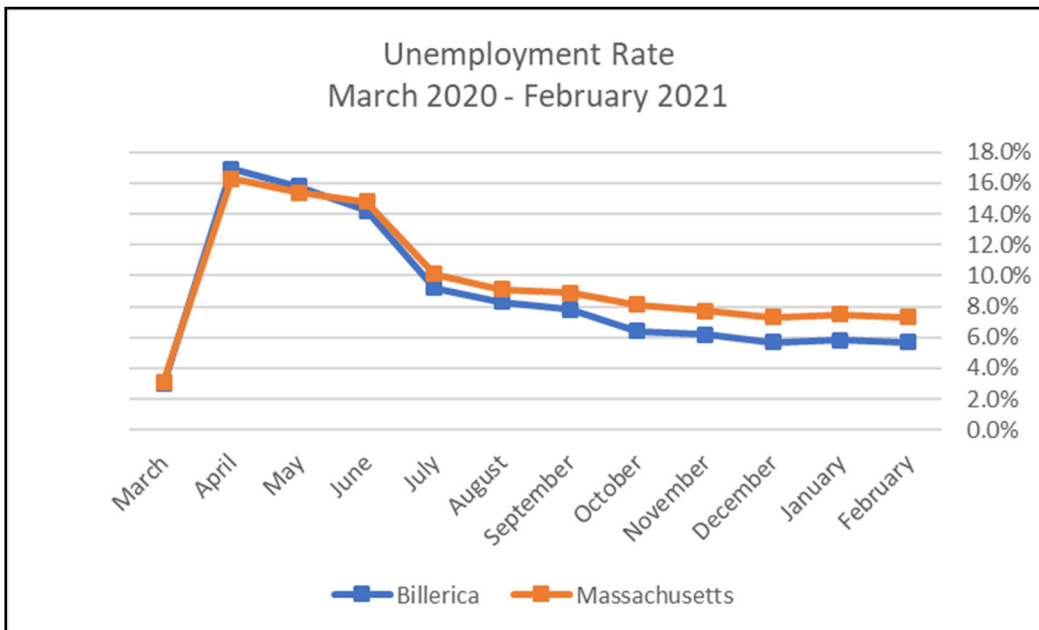


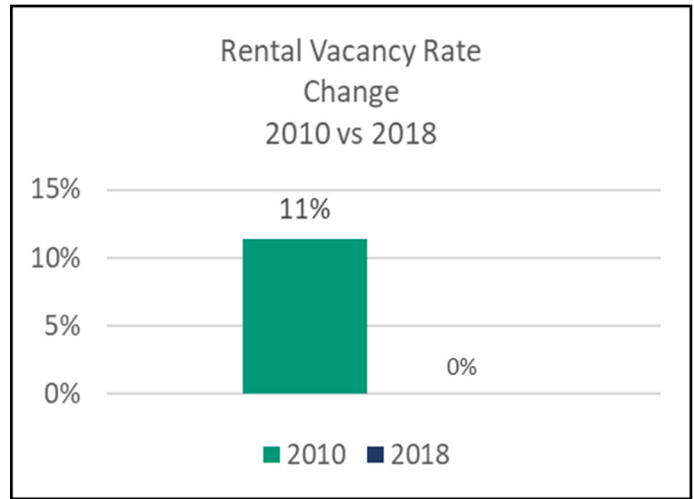
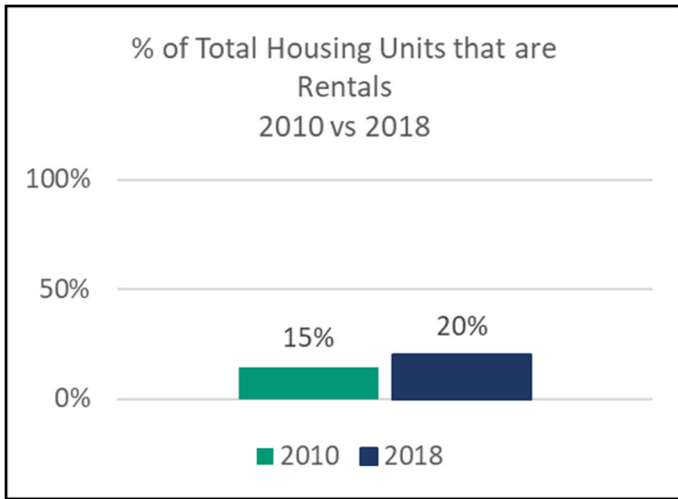
## Data Summary Billerica, MA

Population	43,044
Median Household Income (including benefits)	\$103,129
Median Home Value	\$384,300
Median Rent 2-Bedroom Apartment	\$1,441/month
% of Individuals @ or below 200% of Federal Poverty Level	11.9%
% Hispanic	4%



Change in Population Demographics 2010-2018	
Population	+8.8%
White	+3.1%
Black/AA	+3.3%
Asian	+30.5%
Hispanic/Latinx	+109.6%





Housing Affordability	
Subsidized Housing Inventory 2020 (Goal: 10%)	11.5%
% Renters paying ≥ 30% of income to housing costs (Rent Burden)	43%
Numbers of hours/week @ minimum wage (\$13/hour) to afford a 2 bedroom apartment	79 hours/week

### Community Needs Survey (93 Billerica Residents)

What are the top 5 unmet needs for your community where you live?	
#1	Housing
#2	Mental Health and Counseling
#3	After School/Summer Programs for Children and Youth
#4	Education/Training for Adults
#5	Employment Opportunities

What keeps you or your household from feeling financially stable?	
#1	My living expenses are too high
#2	I am not eligible for benefits
#3	I am on a fixed income
#4	I work full-time but my pay doesn't cover my expenses
#5	I need more education or training

Are you able to pay your bills on time each month?	
Yes	68%
No	23%
Unsure	9%

Do you currently have \$500 set aside for emergencies?	
Yes	63%
No	35%
Unsure	2%

Data Sources: American Community Survey 2018 5-year estimates, Bureau of Labor Statistics, Department of Housing and Community Development, Community Teamwork Community Needs Survey 2019