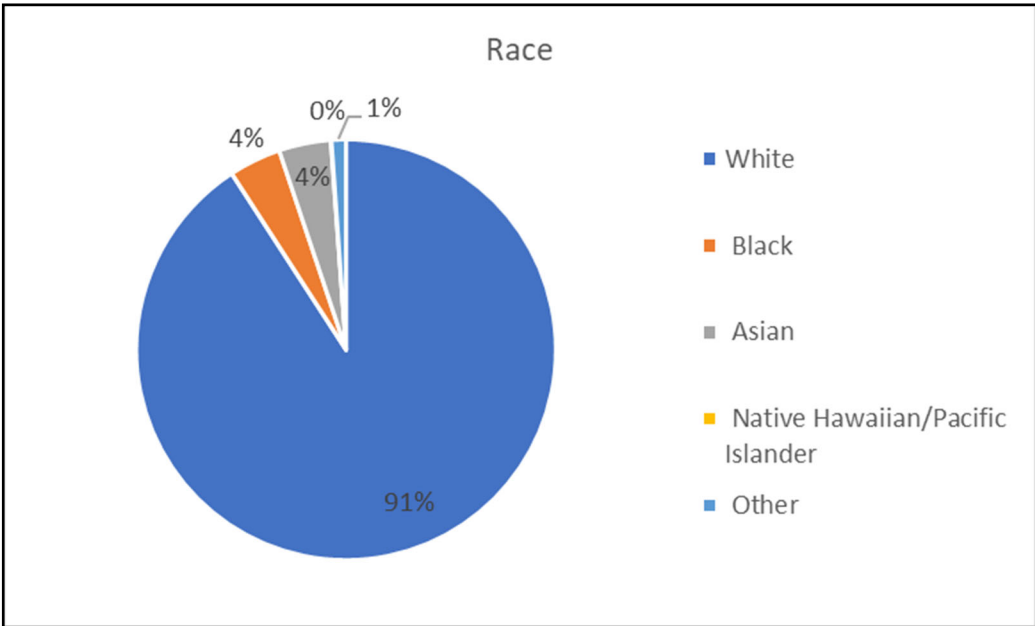




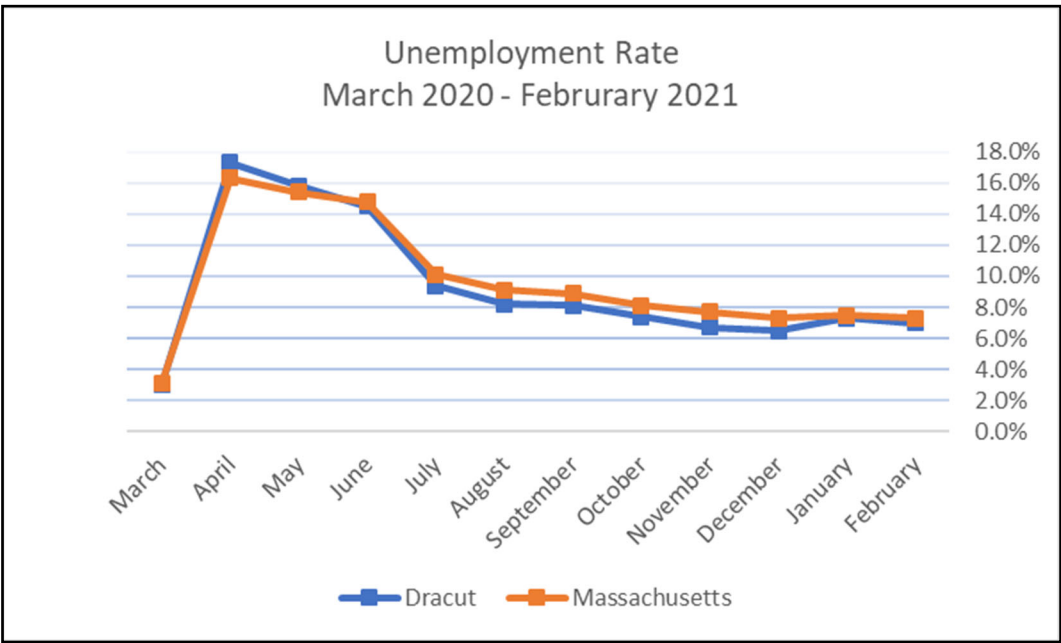
Data Summary Dracut, MA

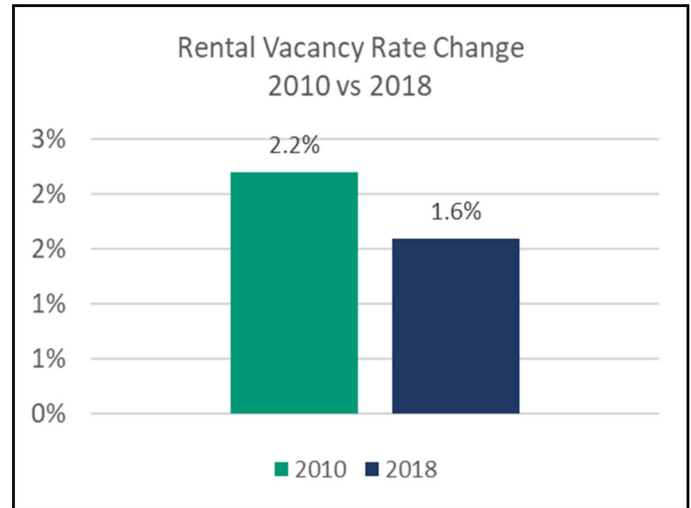
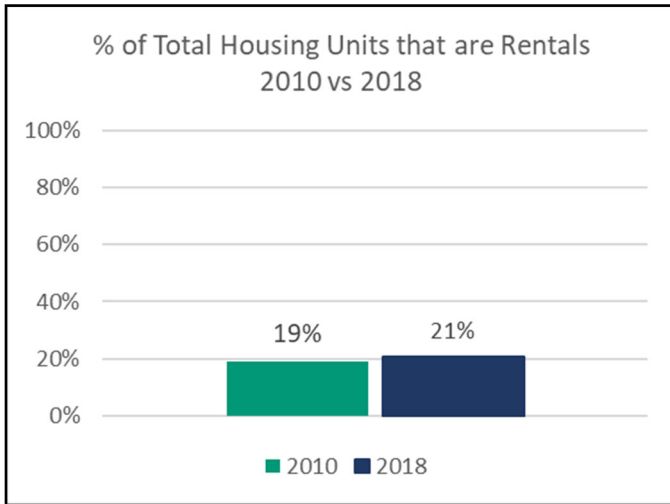
Population	31,266
Median Household Income (including benefits)	\$88,555
Median Home Value	\$316,700
Median Rent 2-Bedroom Apartment	\$1,339/month
% of Individuals @ or below 200% of Federal Poverty Level	18.6%
% Hispanic	6.2%



Change in Population Demographics 2010-2018

Population	+8%
White	+3%
Black/AA	+84.7%
Asian	+56.2%
Hispanic/Latinx	+169.1%





Housing Affordability	
Subsidized Housing Inventory 2020 (Goal: 10%)	5.2%
% Renters paying ≥ 30% of income to housing costs (Rent Burden)	51%
Numbers of hours/week @ minimum wage (\$13/hour) to afford a 2 bedroom apartment	73 hours/week

Community Needs Survey (131 Dracut Residents)

What are the top 5 unmet needs for your community where you live?	
#1	After School/Summer Programs for Children/Youth
#2	Housing
#3	Mental Health and Counseling
#4	Employment Opportunities
#5	Education/Training for Adults

What keeps you or your household from feeling financially stable?	
#1	My living expenses are too high
#2	I work full-time but my pay doesn't cover my expenses
#3	I am not eligible for benefits
#4	I've had a lot of medical expenses that aren't covered by insurance
#5	Child care is too expensive and/or interferes with my ability to work

Are you able to pay your bills on time each month?	
Yes	68%
No	22%
Unsure	10%

Do you currently have \$500 set aside for emergencies?	
Yes	59%
No	40%
Unsure	1%

Data Sources: American Community Survey 2018 5-year estimates, Bureau of Labor Statistics, Department of Housing and Community Development, Community Teamwork Community Needs Survey 2019