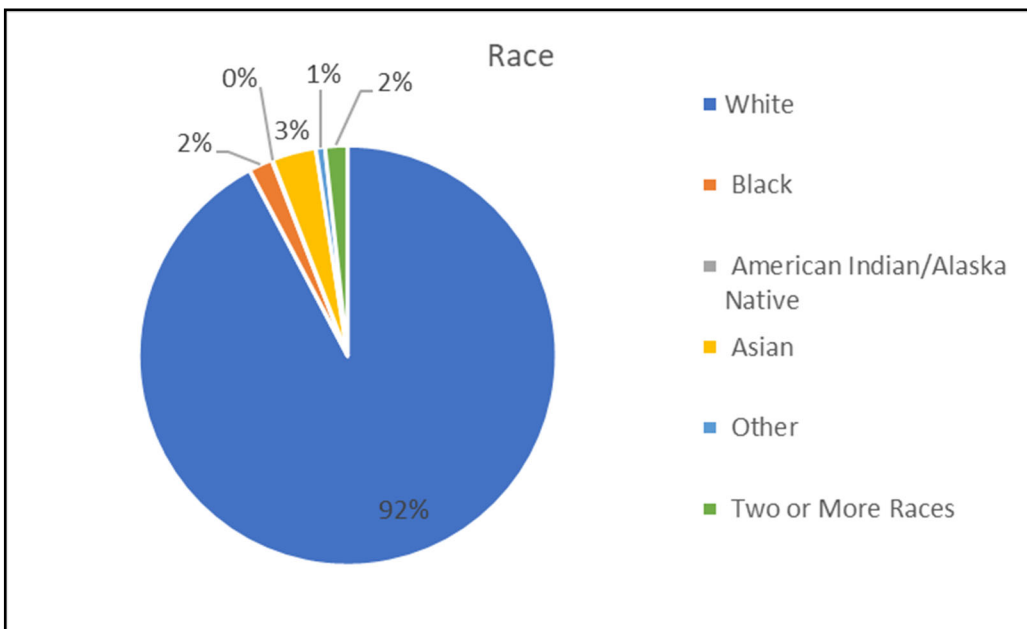


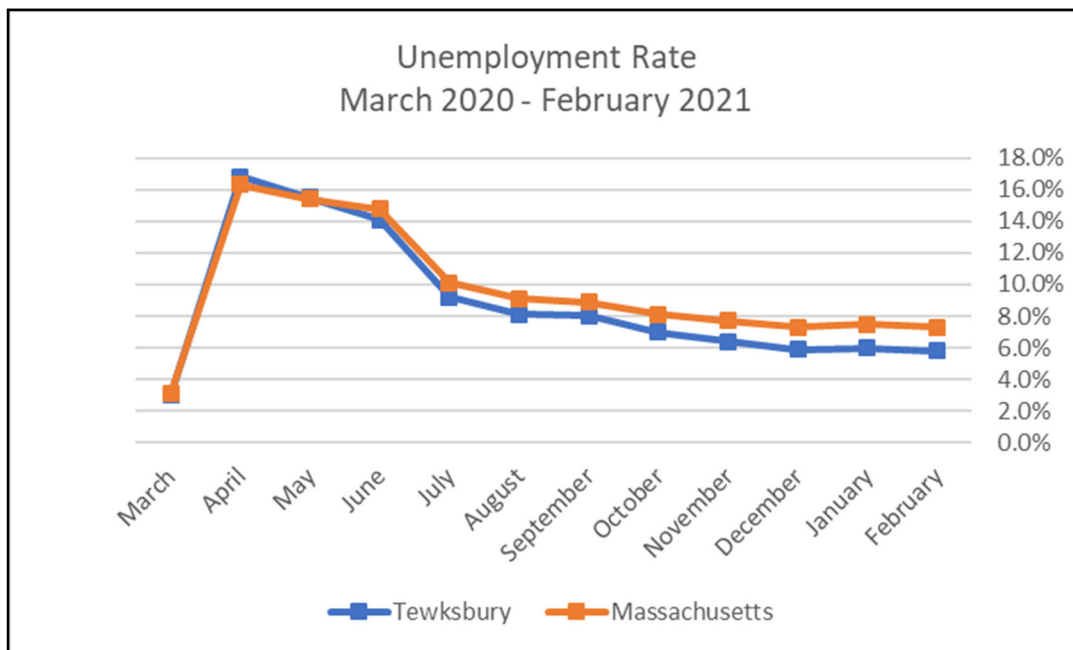


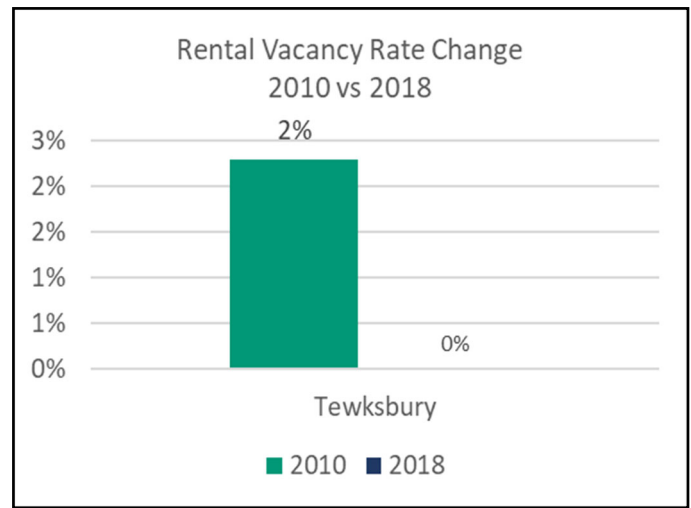
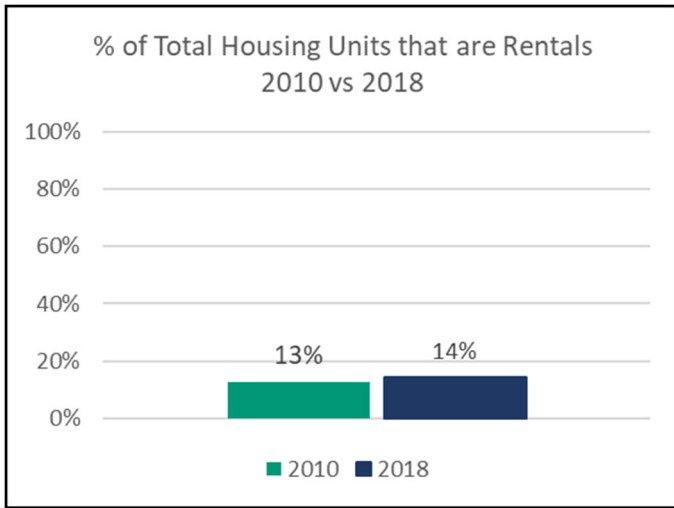
Data Summary Tewksbury, MA

Population	31,002
Median Household Income (including benefits)	\$97,584
Median Home Value	\$369,300
Median Rent 2-Bedroom Apartment	\$1,937/month
% of Individuals @ or below 200% of Federal Poverty Level	11.6%
% Hispanic	1.6%



Change in Population Demographics 2010-2018	
Population	+8.3%
White	+7.6%
Black/AA	+49.2%
Asian	-1.9%
Hispanic/Latinx	-34.0%





Housing Affordability	
Subsidized Housing Inventory 2020 (Goal: 10%)	9.8%
% Renters paying ≥ 30% of income to housing costs (Rent Burden)	53%
Numbers of hours/week @ minimum wage (\$13/hour) to afford a 2 bedroom apartment	106 hours/week

Community Needs Survey (53 Tewksbury Residents)

What are the top 5 unmet needs for your community where you live?	
#1	Housing
#2	Mental Health and Counseling
#3	Employment Opportunities
#4	After School/Summer Programs for Children/Youth
#5	Financial Emergencies

What keeps you or your household from feeling financially stable?	
#1	My living expenses are too high
#2	I can't find housing that I can afford
#3	I am on a fixed income
#4	I've had a lot of medical expenses that are not covered by insurance
#5	I work full-time but my pay doesn't cover my expenses

Are you able to pay your bills on time each month?	
Yes	75%
No	15%
Unsure	11%

Do you currently have \$500 set aside for emergencies?	
Yes	71%
No	29%
Unsure	0%

Data Sources: American Community Survey 2018 5-year estimates, Bureau of Labor Statistics, Department of Housing and Community Development, Community Teamwork Community Needs Survey 2019