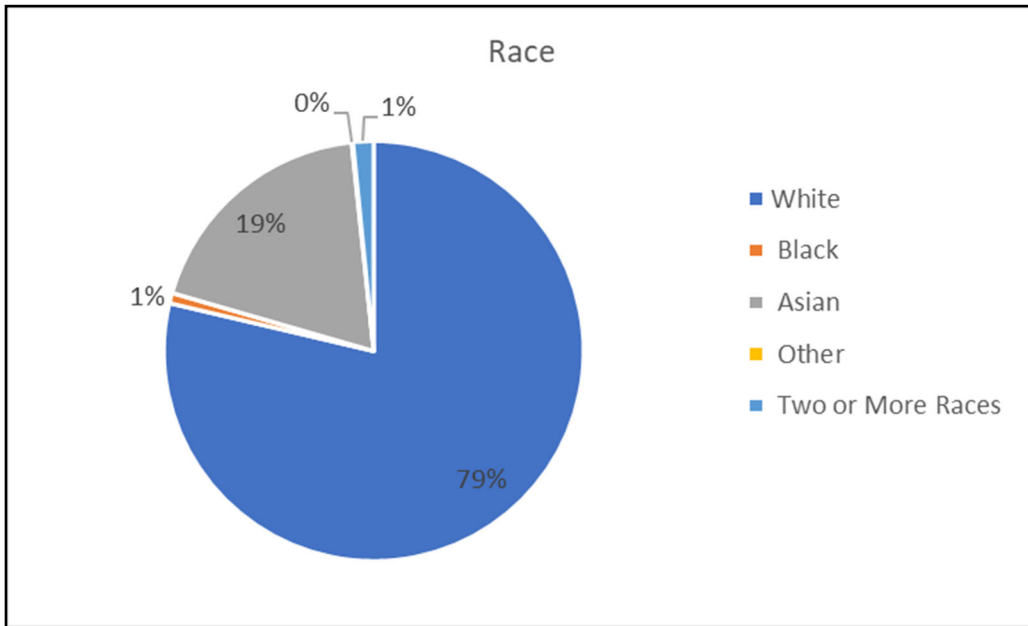




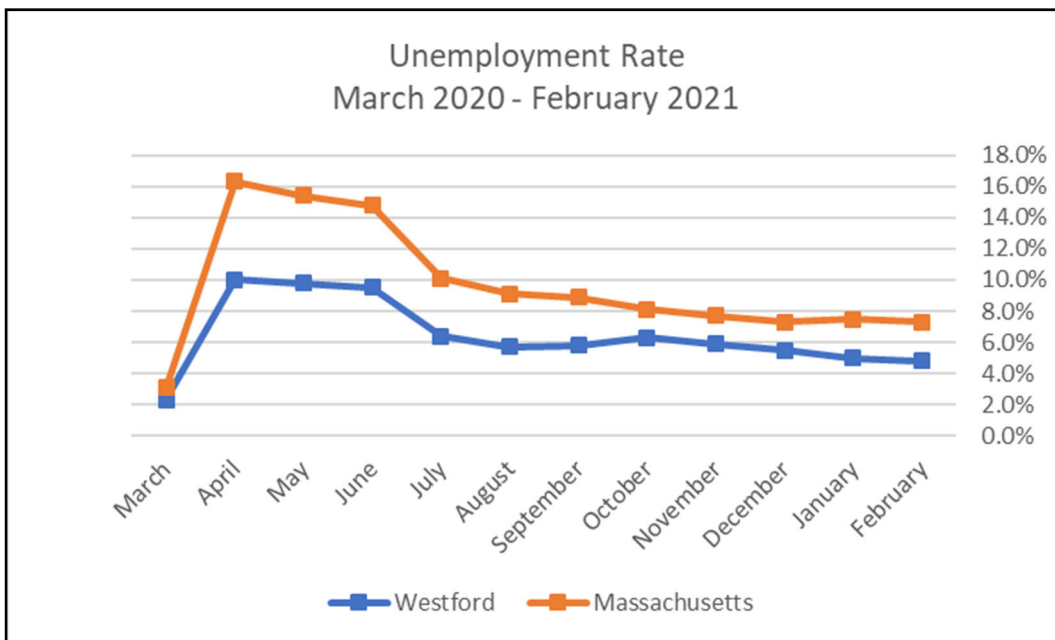
Data Summary Westford, MA


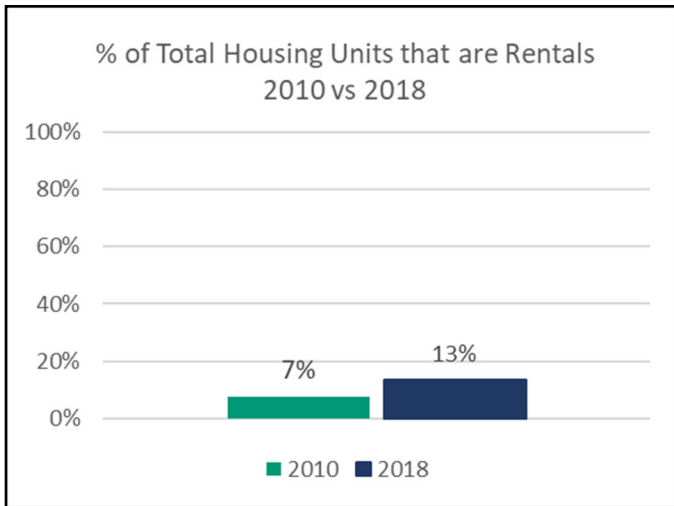
Population	24,194
Median Household Income (including benefits)	\$141,173
Median Home Value	\$530,400
Median Rent 2-Bedroom Apartment	\$1,940/month
% of Individuals @ or below 200% of Federal Poverty Level	7.3%
% Hispanic	1.9%



Change in Population Demographics
2010-2018

Population	+12.6%
White	+2.1%
Black/AA	+112.2%
Asian	+113.0%
Hispanic/Latinx	+60.5%





Housing Affordability	
Subsidized Housing Inventory 2020 (Goal: 10%)	13.8%
% Renters paying ≥ 30% of income to housing costs (Rent Burden)	40%
Numbers of hours/week @ minimum wage (\$13/hour) to afford a 2 bedroom apartment	106 hours/week

Community Needs Survey (61 Westford Residents)

What are the top 5 unmet needs for your community where you live?	
#1	Transportation
#2	Housing
#3	Mental Health and Counseling
#4	After School/Summer Programs for Children/Youth
#5	Elder Services/Elder Care

What keeps you or your household from feeling financially stable?	
#1	My living expenses are too high
#2	I am on a fixed income
#3	I am not eligible for benefits
#4	I work full-time but my pay doesn't cover my expenses
#5	I or a family member am/is struggling with mental health issues

Are you able to pay your bills on time each month?	
Yes	78%
No	21%
Unsure	2%

Do you currently have \$500 set aside for emergencies?	
Yes	65%
No	35%
Unsure	0%

Data Sources: American Community Survey 2018 5-year estimates, Bureau of Labor Statistics, Department of Housing and Community Development, Community Teamwork Community Needs Survey 2019