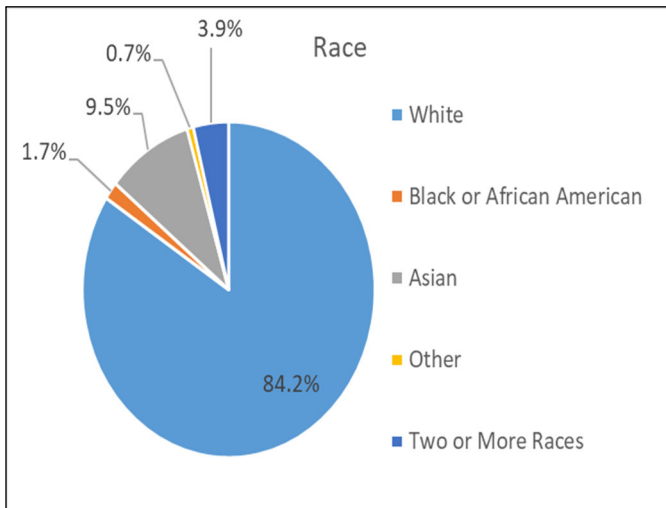
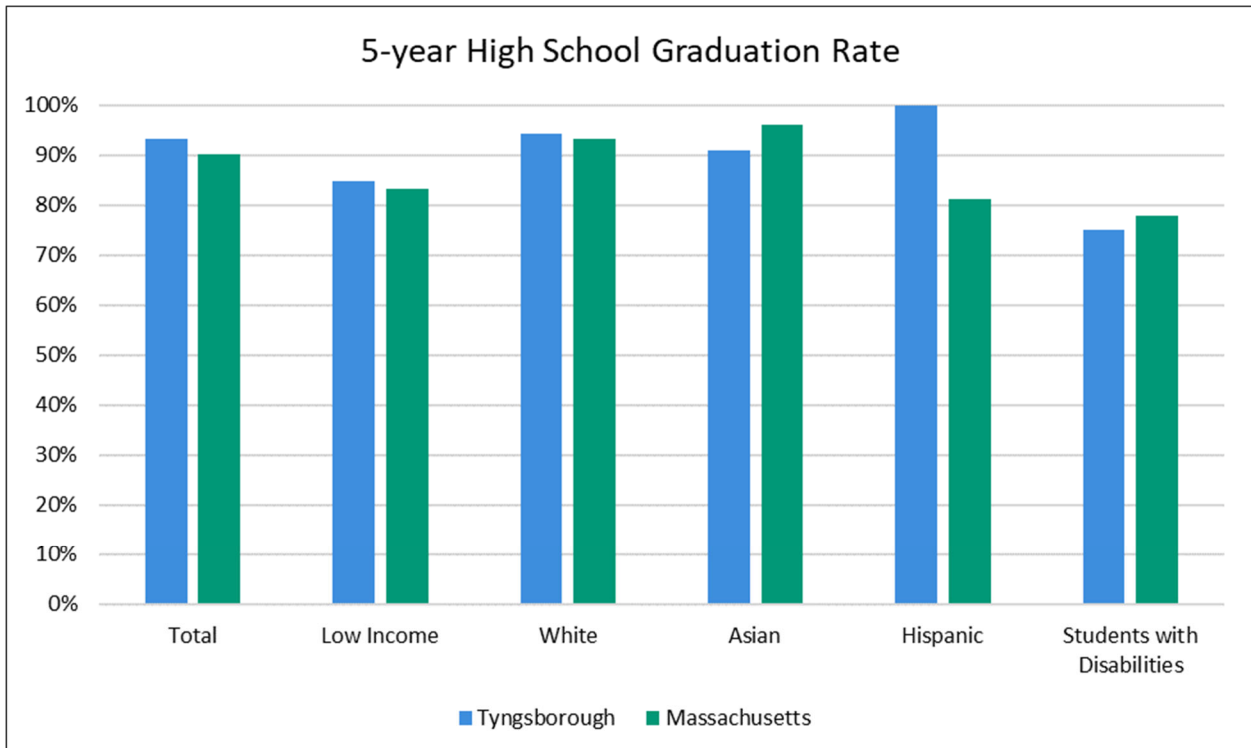


Tyngsborough Data Summary 2023

Population	12,377	% of Population with incomes below 200% of Poverty Level	10.0%
Median Household Income	\$131,944	% of WIC eligible families receiving benefits	51.1%
Median Home Value	\$441,100	% of Households receiving SNAP	6.7%
Median Home Sales Price (June 2023)	\$626,000	% of Households receiving TANF	3.6%
Median Rent 2-Bedroom Apartment	\$1,685	% who are Hispanic	4.9%

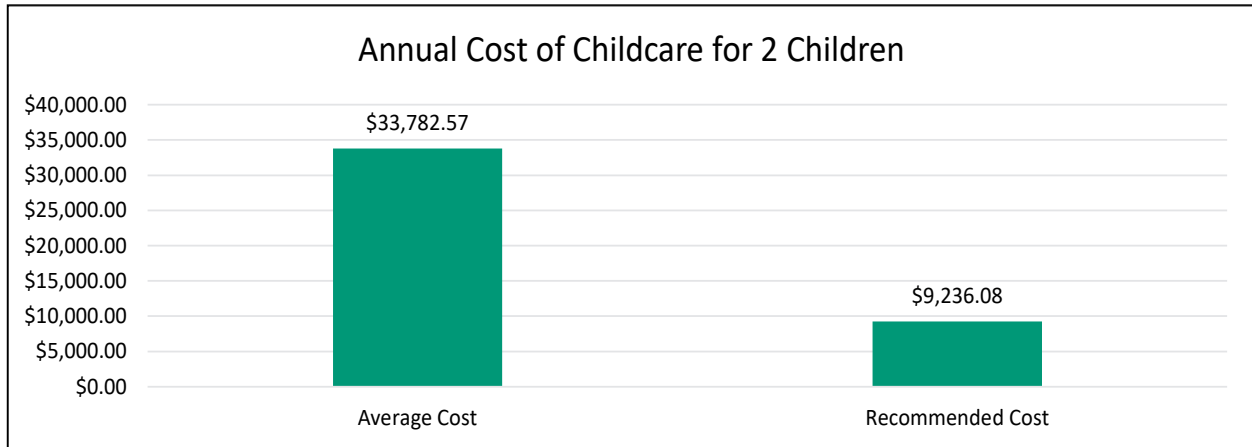


Change in Demographics 2011-2021		
Population Change	+9.5%	+1,179
Change in White	+0.6%	+65
Change in Black	+67.1%	+141
Change in Asian	+54.1%	+635
Change in Hispanic/Latinx	+46.4%	+280



*No data was available for graduation rates for Black students.

Tyngsborough Data Summary 2023



Average childcare cost for two children in Middlesex County equals 26% of the Median Household Income in Tyngsborough (\$131,944). The Department of Health and Human Services recommends no more than 7% of income be spent on childcare.

Housing Affordability	
Subsidized Housing Inventory (Goal: 10%)	11.3%
% renters paying ≥ 30% of income to housing costs (Rent Burden)	51%
Numbers of Hours/Week @ Minimum Wage to afford a 2 Bedroom Apartment	78

Community Needs Survey (8 Tyngsborough Residents)			
What are the top 5 unmet needs for your community where you live?		What keeps you or your household from feeling financially stable?	
#1 (63%)	Housing	#1 (75%)	My living expenses are too high
#2 (50%)	Mental Health & Counseling	#2 (50%)	Full-Time work doesn't cover my
#3 (50%)	Jobs	#3 (38%)	Childcare expenses/interfering with work
#4 (50%)	Budgeting	#4 (25%)	Require more education/training for work or better work
#5 (50%)	Child Care/Early Education	#5 (13%)	Finding affordable housing

Are you able to pay your bills on time each month?	
Yes	50%
No	50%
Unsure	0%

Do you currently have at least \$500 set aside for emergencies?	
Yes	75%
No	25%
Unsure	0%

Data Sources: American Community Survey 2021 5-Year estimates Bureau of Labor Statistics, MA Department of Elementary and Secondary Education, MA Executive Office of Housing and Livable Communities, Community Teamwork Community Needs Survey 2023